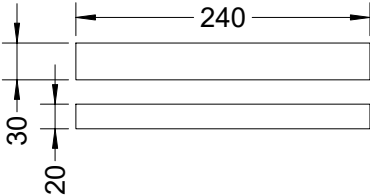
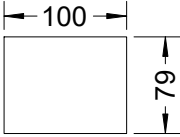
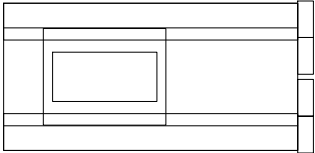


Dwg. TJ4.1.42.01

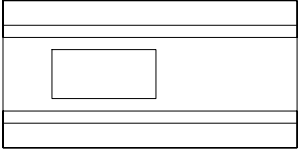
Model 4 A and B
Version 1.42
23 Feb 2017



Air controller guides
2 of each



Air controller (sliding door)
Add a small handle

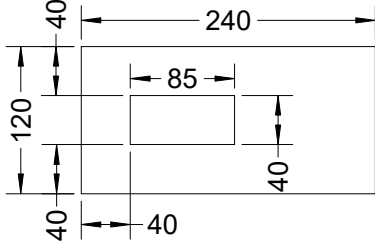


Put in the air controller
Add a 'stop' on each side
Add two bullet hinges

C Pemberton-Pigott

Place the 30mm strips
on top

Add the 20mm strips at the top
and bottom of the door panel
to ast as spacers for the
slider



Door Panel

